




Illustration	Scale drawing	Contact arrangement (Plug-in side)																								
		 <table border="1"> <thead> <tr> <th></th> <th>X</th> <th>Y</th> </tr> </thead> <tbody> <tr> <td>1</td> <td>-1,75</td> <td>-3,03</td> </tr> <tr> <td>2</td> <td>-3,50</td> <td>0,00</td> </tr> <tr> <td>3</td> <td>-1,75</td> <td>3,03</td> </tr> <tr> <td>4</td> <td>1,75</td> <td>3,03</td> </tr> <tr> <td>5</td> <td>3,50</td> <td>0,00</td> </tr> <tr> <td>6</td> <td>1,75</td> <td>-3,03</td> </tr> <tr> <td>7</td> <td>0,00</td> <td>0,00</td> </tr> </tbody> </table>		X	Y	1	-1,75	-3,03	2	-3,50	0,00	3	-1,75	3,03	4	1,75	3,03	5	3,50	0,00	6	1,75	-3,03	7	0,00	0,00
	X	Y																								
1	-1,75	-3,03																								
2	-3,50	0,00																								
3	-1,75	3,03																								
4	1,75	3,03																								
5	3,50	0,00																								
6	1,75	-3,03																								
7	0,00	0,00																								

Technical data

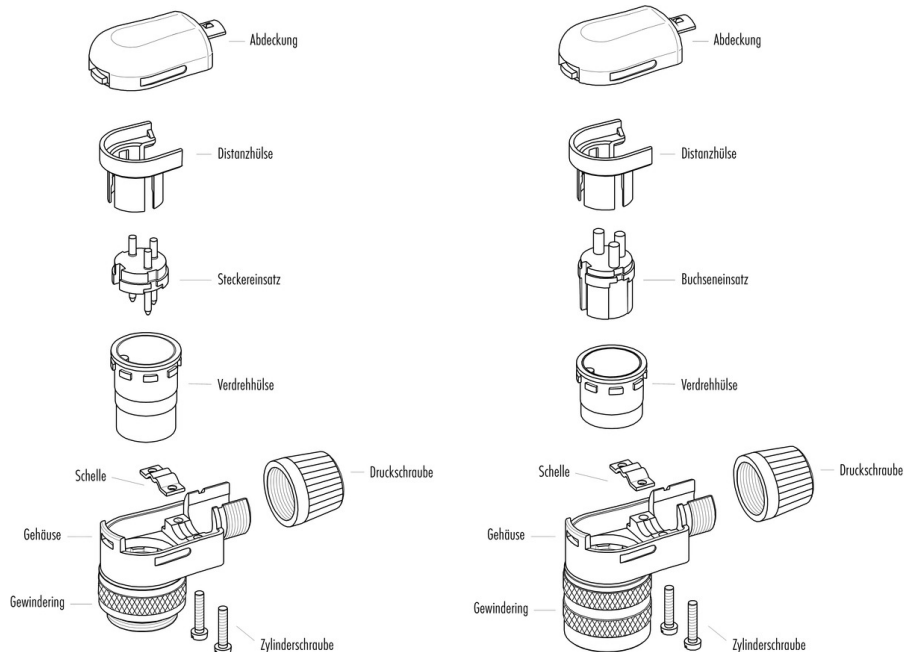
Connector design	male angled connector
Connector locking system	screw
Termination	solder
Wire gauge (mm)	max. 0.75 mm ²
Wire gauge (AWG)	max. 18
Cable outlet	6.0 - 8.0 mm
Upper limit temperature	85 °C
Lower limit temperature	- 40 °C
Customs tariff number	85369010
Packaging Unit	50

Rated current (40 °C)	5 A
Rated voltage	125 V
Rated impulse voltage	800 V
Pollution degree	1
Overvoltage category	I
Insulating material group	III
Insulation resistance	$\geq 10^{10} \Omega$
EMC compliance	shieldable
Degree of protection	IP40
Mechanical operation	> 1000 Mating cycles

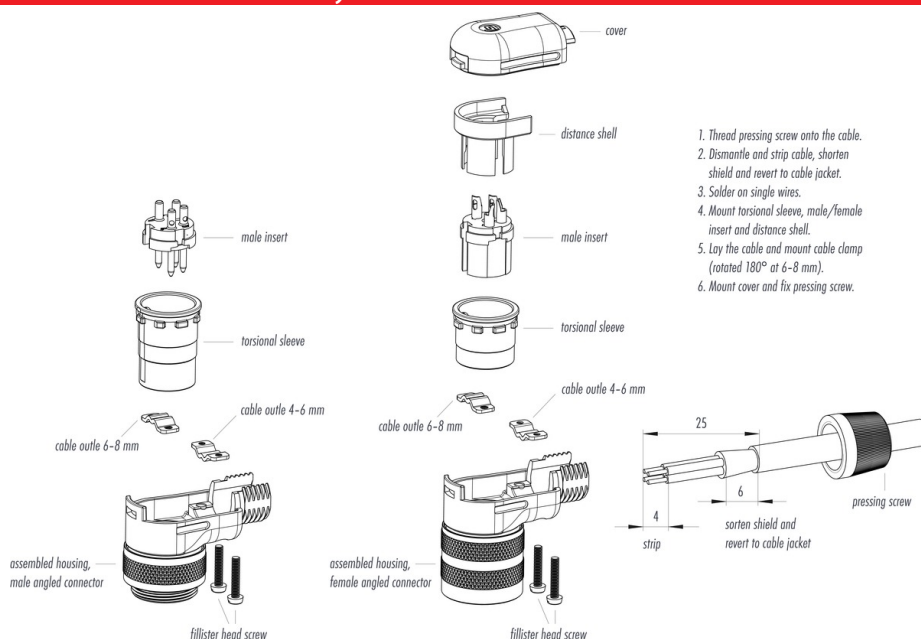
Contact material	CuZn (brass)
Contact plating	Ag (silver)
Contact body material	PBT (UL94 V-0)
Housing material	Zinc die-cast nickel-plated
REACH SVHC	CAS 7439-92-1 (Lead)

Product description	M16 IP40 male angled connector, Contacts: 7, 6.0 - 8.0 mm, shieldable, solder, IP40
Area	M16 IP40 series 682
Order number	99 0145 12 07

Component part drawing



Assembly instructions / Panel cut-out



Product description	M16 IP40 male angled connector, Contacts: 7, 6.0 - 8.0 mm, shieldable, solder, IP40
Area	M16 IP40 series 682
Order number	99 0145 12 07

Security notices

The connector must not be connected or separated under load. Non-observance and incorrect use can result in personal injury.

The connectors are designed for use in plant, control system and electrical equipment. The end user is responsible for checking whether the connectors are suitable for use in other applications.

To prevent the connector being opened unintentionally when used in electrical circuits containing hazardous life parts, the thread between the housing and the connector head must be secured using a suitable cyanoacrylate adhesive. This does not apply to connectors used in SELV and PELV circuits according to IEC 61140 (EN 61140, VDE 0140-1).

Connectors used in electrical circuits containing hazardous life parts must only be assembled and used by or under the supervision of persons with the requisite electrotechnical training, taking the applicable regulations and standards into account.

To lock the cable connector to the equipment connector, the threaded ring is tightened until it is 'finger-tight' (approx. 50 cNm).